

1200x1200_{mm}

MIGHTY SIZE



ENRICHING

Architecture

Accord is a leading ceramic manufacturing company since its origin in the year 2007 and has been dominating the industry with its innovative products. Accord has created a rich legacy for the brand with an unconventional range of products that have distinctive designs and surfaces in vivid sizes. At Accord we endeavour for creating epic products.

Manufacturing the excellent quality has been our prime concern since our existence. With a large-scale factory area and a team of cooperative professionals, Accord has its own competitive superiority to endure in the contemporary domain of slab tiles. For keeping up with the trends, Accord's R&D team have been researching the market regularly. Our R&D team is full of keen analytics and researchers who keep a constant eye over the market statistics to align ourselves with the daily trends.



FINISHES



Metallic Finish



Rustic Finish



Full Polished Finish



High Glossy Finish



Glossy Finish



Matt Finish



Full Body (S&P)

www.accordceramics.com

Opulent

LIVING WITH ARCHITECTURE

After years of research and keen analysis, Accord has cracked the code to create a unique range of finishes. This watchful eye on the evolution of vogue trends allows us to create materials that are highly unique and advanced.

FEATURES



High Durability



Acid Resistance



Stain Resistance



Easy to Clean



Maintenance Free



Dimensional Stability



Slip Resistance



Eco Friendly

EXPERIENCE NEW QUALITY &

Technology



TEST

State-of-the-art laboratories which continually test material properties and functional performance.

AUTOMATION

System automation which performs size and flatness control with lazer and IR technology.

DESIGN

In house international standard design enterprise.

MONITORING

From the choice of raw materials to their storage, grinding of the mixture, shaping and firing of the tiles; from manufacturing process to quality control

MANAGEMENT

Integrated electronic management information systems which monitor and relay quality and production information in real time.

Our Technology



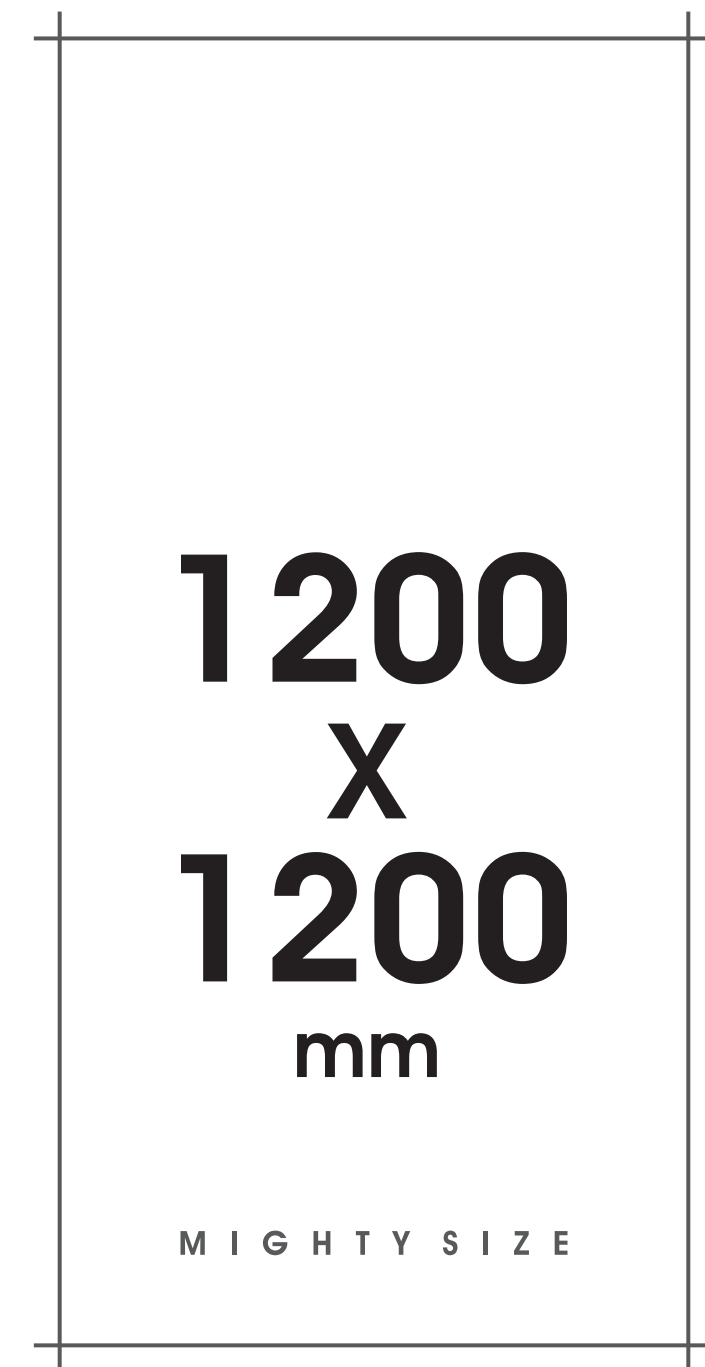


A REVOLUTIONARY DESIGN TO CREATE
GRAND AND UNIFORM SPACES

WE CREATE

Impressive

PRODUCT RANGE



A perfect size to fix at all the places, these enormous regular size tiles are made to get along with uneven and impartial spaces with utter smoothness.

1200x
1200mm

HIGH GLOSSY FINISH

9mm thickness



Versatile solutions



Easier to lay



Resistant to chemical




Resistant to loads



Resistant to stains




Wide range



5001

3 RANDOM




ATLANTIC WHITE

4 RANDOM




BIANCO DOLIMITI

3 RANDOM



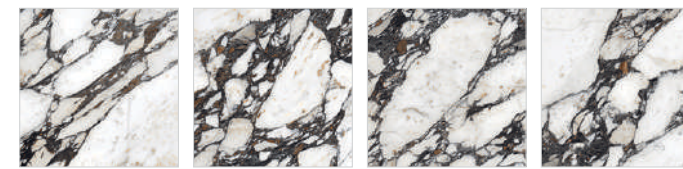
GLORIOUS WHITE

3 RANDOM




IMPACT STATUARIO

4 RANDOM




COVELANO LASA

3 RANDOM



ALDO BEIGE

4 RANDOM



ALDO SPHERE (DECOR SERIES)

1 RANDOM



*Dark High Glossy Series

1200x
1200mm


HIGH GLOSSY FINISH

9mm thickness




ONYX SKY

5 RANDOM



ONYX ICE

2 RANDOM



FLOOR : ONYX ICE

1200x
1200mm

HIGH GLOSSY FINISH

9mm thickness



Versatile solutions



Easier to lay



Resistant to chemical



Resistant to loads



Resistant to stains



Wide range



ELIZA BEIGE 3 RANDOM



BERLIM BEIGE 4 RANDOM



DYNA SUPREME 3 RANDOM



BRECCIA LAVA 2 RANDOM



DEVCI CREMA 4 RANDOM



DEVCI GREY 4 RANDOM



BRECCIA BEIGE 2 RANDOM



*Dark High Glossy Series

*Dark High Glossy Series

1200x
1200mm

HIGH GLOSSY FINISH

9mm thickness



Versatile solutions



Easier to lay



Resistant to chemical



Resistant to loads



Resistant to stains





Wide range





ARMANI BEIGE 2 RANDOM




ARMANI GOLD 2 RANDOM




ARMANI GREY 2 RANDOM




ARMANI GRIS 2 RANDOM



*Dark High Glossy Series



FOREST BROWN 3 RANDOM



TITANIUM NATURAL 5 RANDOM



TITANIUM BROWN 5 RANDOM



*Dark High Glossy Series

1200x
1200mm

HIGH GLOSSY FINISH

9mm thickness


*



LEVANTO LIGHT 6 RANDOM



LEVANTO NATURAL 6 RANDOM




*




LEVANTO BROWN 6 RANDOM



*



STOINIS NATURAL 3 RANDOM



*Dark High Glossy Series



FLOOR : STOINIS NATURAL

1200x
1200mm


HIGH GLOSSY FINISH

9mm thickness


*




TURKE LANA 2 RANDOM




*




CRISTAN STONE 2 RANDOM



*



AZUL CIELO 5 RANDOM



*Dark High Glossy Series



FLOOR & WALL : TURKE LANA

200x
200mm

RUSTIC MATT FINISH

9mm thickness




BASIL GRAFITO 4 RANDOM



SANDUNE CAFE 3 RANDOM



TUNA ROCK ICE 3 RANDOM



TUNA ROCK GREY 3 RANDOM



FLOOR : BASIL GRAFITO

1200x
1200mm

RUSTIC MATT FINISH

9mm thickness



Versatile solutions



Easier to lay



Resistant to chemical



Resistant to loads




Resistant to stains




Wide range



CAPRON CREMA 6 RANDOM



CAPRON GREY 6 RANDOM



MILANO SILVER 5 RANDOM




MILANO GREY 5 RANDOM




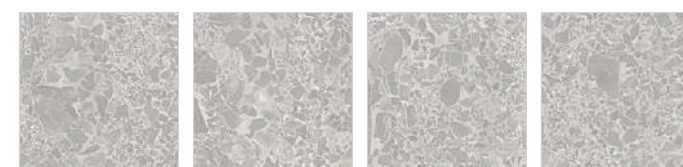
MEXXO LIGHT 6 RANDOM




MEXXO SIENNA 6 RANDOM



RUBY QUARTZ SEAL 6 RANDOM



RUBY QUARTZ ASH 6 RANDOM



1200x
1200mm

RUSTIC MATT FINISH

9mm thickness



SENTILIA BROWN

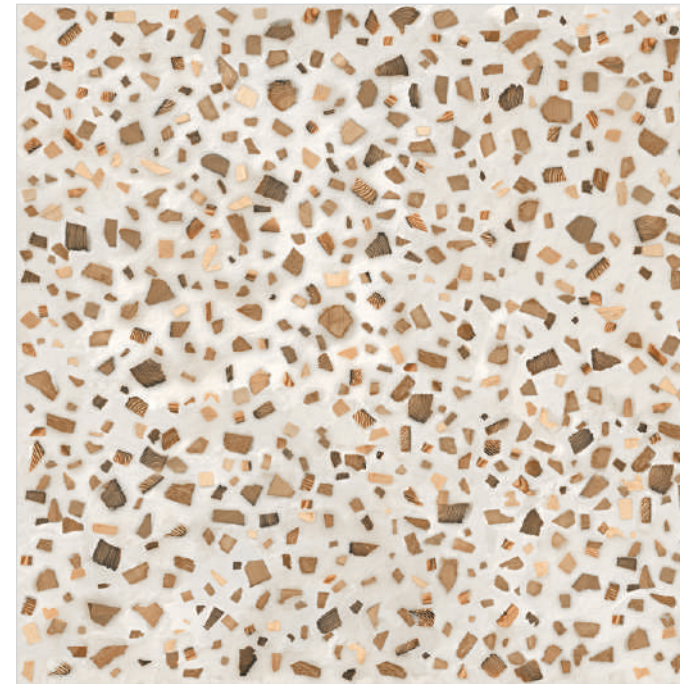
2 RANDOM



1200x
1200mm



CARVING FINISH

9mm thickness




TERRAZZO

2 RANDOM



ROCKFORD NATURAL

2 RANDOM



AMMONITE BIANCO

3 RANDOM



AMMONITE NERO

3 RANDOM



1200x
1200mm

RICH SILK FINISH

9mm thickness




BRECCIA MARINO LATTE 4 RANDOM



BRECCIA MARINO NATURAL 4 RANDOM



BRECCIA MARINO ASH 4 RANDOM



WALL : BRECCIA MARINO ASH

TECHNICAL SPECIFICATION OF SLAB VITRIFIED TILE

TEST DISCRIPTION			
CHARACTERISTIC	TEST METHOD	STANDARD AS PER ISO-13006/EN14411 GROUP	OUR VALUE
Deviation in Length	IS-13630-1	±0.50%	±0.10%
Deviation in Width	IS-13630-1	±0.50%	±0.10%
Deviation in Thickness	IS-13630-1	±5.00%	±5.00%
Straightness of Sides	IS-13630-1	±0.50%	±0.10%
Rectangularity	IS-13630-1	±0.60%	±0.15%
Surface Flatness	IS-13630-1	±0.50%	±0.20%
Surface Quality	IS-13630-1	Min. 95%	Min. 95%
PHYSICAL PROPERTIES			
Water Absorption	IS-13630-2	≤0.50%	≤0.50%
Modulus of Rapture(N/mm2)	IS-13630-6	Min. 35N/mm ²	Min. 37N/mm ²
Breaking Strength(N)	IS-13630-6	<7.5mm-700N ≥7.5mm-1300N	≤7.5mm-1000N ≥7.5mm-1400N
Moisture Expansion(mm/m)	IS-13630-3	0.06 Max	0.01 Max
Scratch Hardness of Surface	IS-13630-13	Min. 4	Min. 4
Resistance of Surface Abrasion(Glazed Tiles)	IS-13630-11	As per Mfg.	Class II Min.
Co-Efficient of Linear Thermal Expansion	IS-13630-4	As per Mfg.	6.5x10 ⁻⁶ Max.
Thermal Shock Resistance	IS-13630-5	10 Cycles Min.	10 Cycles Min.
Crazing Resistance	IS-13630-9	As per Mfg.	5 Cycles at 7.5Bar Pressure
Impact Resistance-Coefficient of Restitution	IS-13630-14	As per Mfg.	0.55 Min
Frost Resistance	IS-13630-10	As per Mfg.	No Damage
Bulk Density (g/cc)	IS-13630-2	>2.0 gm/cc	>2.0 gm/cc
CHEMICAL PROPERTIES			
Resistance of Staining	IS-13630-8	Class I Min.	Class II
Resistance of Household Chemicals	IS-13630-8	Class AA Min.	Class AA
Resistance to Acids & Alkalis	IS-13630-8	As per Mfg.	Min. Class A
Slip Resistance	150-13006/EN1444 Group B A	As per Mfg.	As per Mfg.

PACKING DETAIL

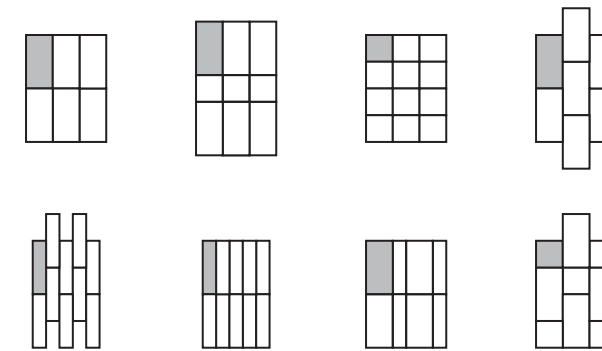
No.	Size	Thickness (approx.)	Pieces/Box	Area/Box	Wt./Box (approx.)
03	1200x1200mm	9mm	2 pcs.	2.88 sq. mtr.	60 kg

ARK SLAB LAYING INSTRUCTIONS

- Plaster the surface of the floor to be tiled smooth and complete the plastering and curing at least two hour prior to tilling.
- Before fixing **ARK SLAB**, lay them out in desired pattern and make sure that give acceptable blend of colour. Please not that certain amount of shade variation is inherent in the manufacture of a fully vitrified ceramic tile. THE COMPANY WALL BEAR NO LIABILITY AFTER THE TILES ARE FIXED.
- For fixing **ARK SLAB**, we recommend the use of the tile fixing adhesive for best result. Also follow the tile fixing instructions provided along with adhesives.
- For fixing **ARK SLAB** on the floor using sand and cement follow the instructions given below:
 - Use cement and sand mortar in the ratio of 1:4 add some water to create a consistent paste.
 - Once the mixing has been completed do not add any further water to create a consistent paste.
 - Apply a 20-30mm layer of bedding material over an area of 1 square meter at a time on the surface of the area. Apply a fine slurry to the back of the tile to ensure proper and dull bedding, press gently for even adherence at the back of the tile. DO NOT USE IRON HAMMER OR SOME HEAVY MATERIAL TO PRESS THE TILES.
- For fixing **ARK SLAB** on dado, we recommend the use of adhesive. Please follow the manufacture's instructions for the same. We do not recommend the use of sand and cement for fixing on dado.
- Mark and layout the tiles from the center of the area to be tile so that cut tiles. If any will be on the outer edges to words the walls.
- The work size which we try to maintain for better technical performance is 1200x2400mm, 800x2400mm,900x1800mm, 800x1600mm, & 1200x1200mm on average. it is advisable to maintain a gap of 1mm to 3mm between every two tile to allow for possible expansion as per BIS/EN tolerance norms. This would give the coverage area as mentioned in the cartoon.
- Complete the tile laying process by pressing the center of the **ARK SLAB** firmly into place along the walls/floors.
- Allow 3-4 days for bed curing. After this period fill the joints with grouts.
- Fifteen minutes after finishing the grouting process, wipe off excess grout with a damp sponge and polish the tile with a soft and dry cloth for a clean surface. The tile can also be cleaned by mild acid(however hydrofluoric acid and its derivatives should not be used)
- Please note that the company does not accept any liability in case of problems arising out of non-adherence to these fixing instructions.

TILING POSSIBILITIES

800x1600mm



1200x1200mm

